MOD:XEBC-04EU-E1R

ENGLISH — TECHNICAL DATA

01	POWER	7,35 kW
03	FREQUENCY	50 / 60 Hz
04	POWER SUPPLY CABLE TYPE	H07RN-F
05	EXTERNAL Ø OF POWER SUPPLY CABLE	13,96 mm
06	VOLTAGE / POWER CABLE SECTION / CURRENT	380-415 V~3PH+N+PE 5G x 2,5 mm^2 I1=13 A - I2=9,4 A - I3=9,6 A - In=3,6 A
		220-240 V~3PH+PE 5G x 2,5 mm^2 I1=20 A - I2=20 A - I3=17 A - In=
		220-240 V~1PH+N+PE 3G x 4 mm^2 I1=32 A - I2= - I3= - In=
10	WATER PRESSURE	150-600 kPa
11	MAX FOOD LOAD	30 kg
13	WATER MAX CONSUMPTION	9.8 l/h @ 200 kPa
02	NOMINAL HEAT INPUT	6,85 kW
18	CAVITY DIMENSIONS (W - D - H)	716x561x392 mm
20	DEGREE OF PROTECTION IP	IPX4

ITALIANO

01	POTENZA
03	FREQUENZA
04	TIPO DI CAVO ALIMENTAZIONE
05	Ø ESTERNO CAVO DI ALIMENTAZIONE
06	TENSIONE / SEZIONE CAVI ALIMENTAZIONE / CORRENTE
10	PRESSIONE ACQUA
11	CARICA MAX CIBO
13	CONSUMO MAX ACQUA
02	POTENZA TERMICA NOMINALE
18	DIMENSIONI CAMERA COTTURA (L - P - H)
20	GRADO PROTEZIONE IP

FRANCAIS

01	PUISSANCE ELECTRIQUE
03	FREQUENCE
04	TYPE DE CABLE D'ALIMENTATION
05	Ø EXTERNE DU CABLE D'ALIMENTATION
06	TENSION / SECTION CABLE D'ALIM.
10	PRESSION DE L'EAU
11	CHARGE MAXIMALE D'ALIMENT
13	CONSOMMATION MAX DE L'EAU
02	DEBIT THERMIQUE NOMINAL
18	DIMENSIONS CHAMBRE DE CUISSON (L - P - A)
20	INDICE DE PROTECTION IP

ESPAÑOL

01	POTENCIA
03	FRECUENCIA
04	TIPO DE CABLE DE ALIMENTACION
05	Ø CABLE EXTERNO DE ALIMENTACION
06	TENSION / SECCION CABLES DE ALIMENTACION
10	PRESION AGUA
11	CARGA MAX. DE ALIMENTOS
13	CONSUMO MAX DE AGUA
02	POTENCIA TERMICA NOMINAL
18	DIMENSIONES CÁMARA DE COCCIÓN (A - A - P)
20	GRADO DE PROTECCION IP

DEUTSCH

01	ELEKTRISCHE LEISTUNG
03	FREQUENZ
04	ZULEITUNGSKABELTYP
05	AUSSENDURCHMESSER DES VERSORGUNGSKABELS
06	KABELQUERSCHNITT UND VERSORGUNGSSPANNUNG
10	WASSERDRUCK
11	MAX. SPEISENFASSUNGSVERMOGEN
13	MAXIMUM WASSERVERBRAUCH
02	NOMINALE WARMELEISTUNG
18	GRÖBE DES KOCHKAMMERS (B - T - H)
20	SCHTZART IP

MOD:XEBC-04EU-E1R

ENGLISH - DRAWINGS	
1	TERMINAL BOARD COVER BOX
2	TERMINAL BOARD POWER SUPPLY
3	UNIPOTENTIAL TERMINAL
6	TECHNICAL DATA PLATE
7	SAFETY THERMOSTAT
8	3/4" THREAD WATER INLET
10	Rotor.KLEAN CONNECTION
11	CAVITY DRAIN PIPE
12	HOT FUMES EXHAUST CHIMNEY
13	ACCESSORIES CONNECTION
27	COOLING AIR OUTLET

ITALIANO - DISEGNI	
1	SCATOLA COPRI MORSETTIERA
2	MORSETTIERA ALIMENTAZIONE
3	MORSETTO EQUIPOTENZIALE
6	TARGHETTA DATI TECNICI
7	TERMOSTATO DI SICUREZZA
8	INGRESSO ACQUA 3/4"
10	INGRESSO Rotor.KLEAN
11	SCARICO CAMERA DI COTTURA
12	USCITA FUMI CALDI
13	COLLEGAMENTO ACCESSORI
27	USCITA ARIA DI RAFFREDDAMENTO

FRANCAIS - ENCOMBREMEN	
1	CHAUMARD
2	BOITE A BORNES D'ALIMENTATION
3	SUPPORT BORNE EQUIPOTENTIELLE
6	PLAQUETTE SEGNALETIQUE
7	THERMOSTAT DE SÉCURITÉ
8	ARRIVE' D'EAU FIELT 3/4"
10	ENTRÉE Rotor.KLEAN
11	SORTIE DE L'EAU RACCORD
12	SORTIE DES FUMEES CHAUDES
13	JONCTION DES ACCESSOIRES
27	SORTIE D'EAU DE REFROIDISSEMENT

ESPAÑOL - DISEÑOS	
1	PASA CABLE
2	CAJA DE CONEXION
3	SEDE BORNE EQUIPOTENCIAL
6	TARJETA DE CARACTERISTICAS TECNICAS
7	TERMOSTATO DE SEGURIDAD
8	ENTRADA DE AGUA 3/4"
10	INGRESO Rotor.KLEAN
11	DESCARGA CAMARA DE COCCION
12	SALIDA HUMOS CALIENTES
13	CONEXION ACCESORIOS
27	SALIDA DEL AIRE DE ENFRIAMIENTO

DEUTSCH - ZEICHNUNGEN	
1	KLEMMLEISTEANSCHLUSS
2	ZULEITUNGSKLEMMLEISTE
3	GLEICHPOTENTIELLE KLAMMER
6	TYPENSCHILD
7	SICHERHEITSTHERMOSTAT
8	WASSEREINZUG 3/4" GEWINDE
10	Rotor.KLEAN EINGANG
11	WASSERAUSLASS GEWINDE
12	ABZUGSHAUBE
13	ZUBEHÖRTEILENVERBINDUNG
27	KÜHLLUFTAUSTRITT

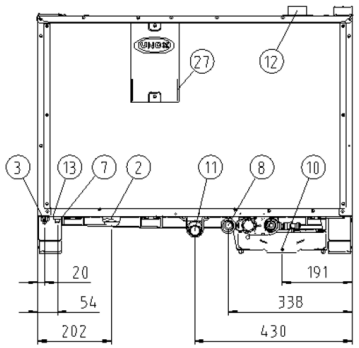

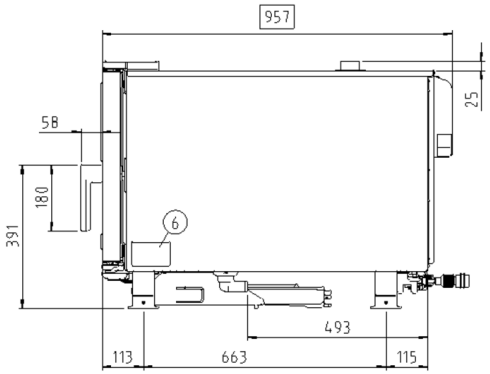

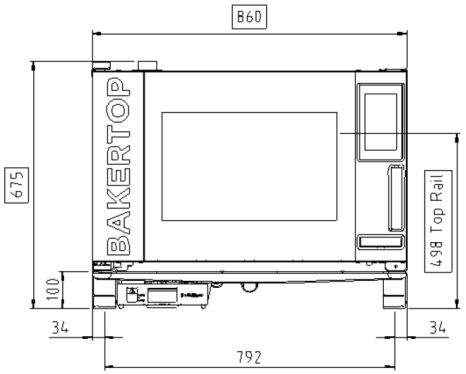

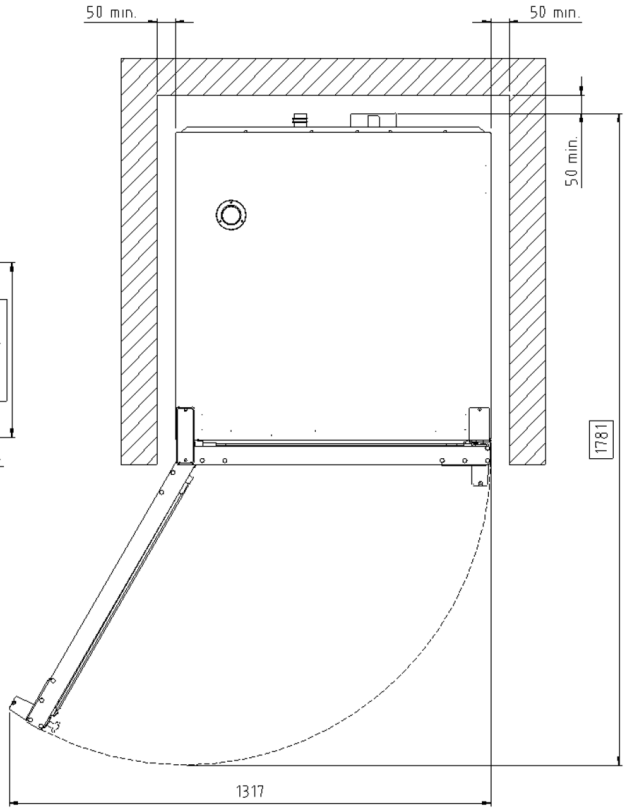

MOD:XEBC-04EU-E1R

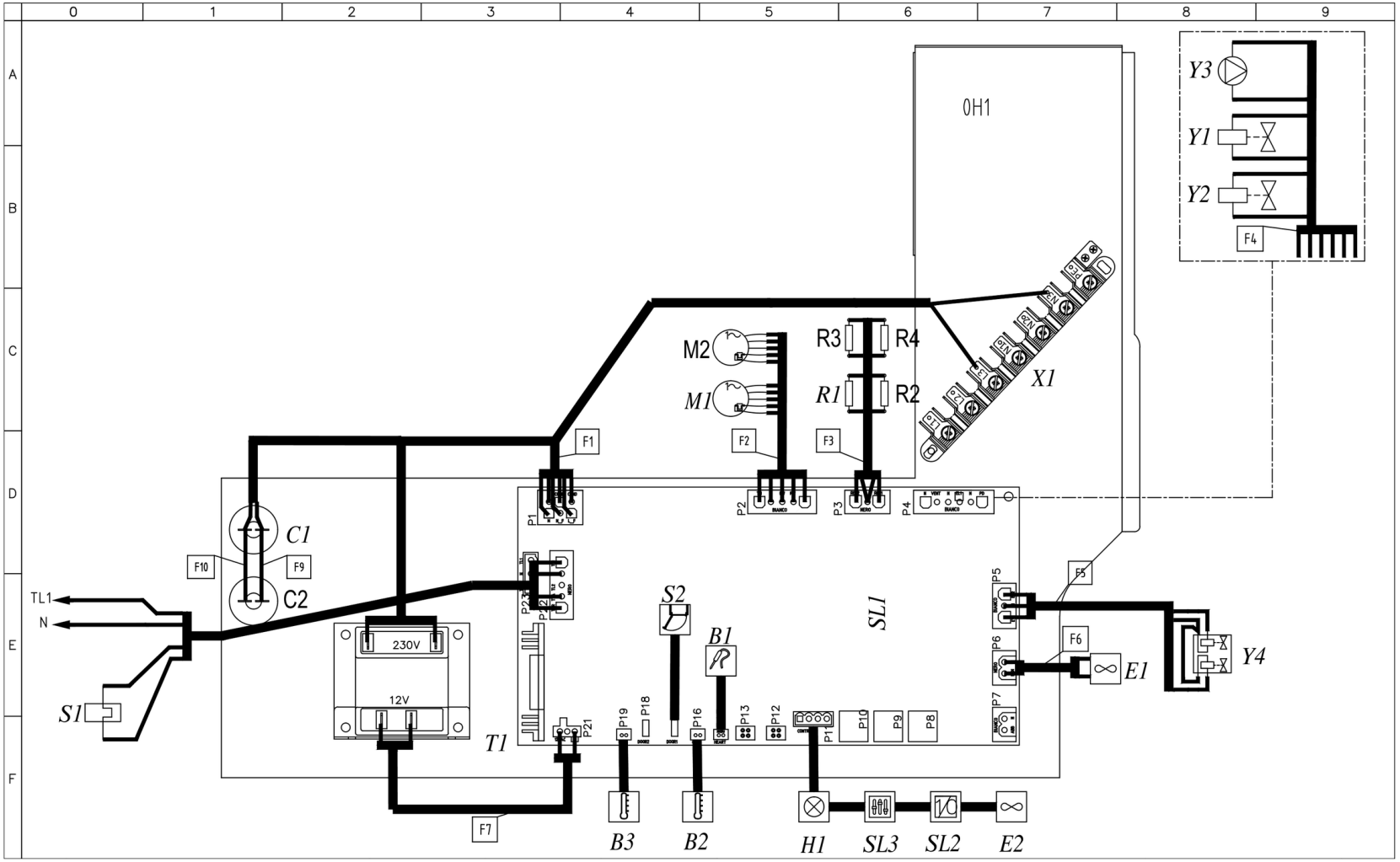

MOD:XEBC-04EU-E1R

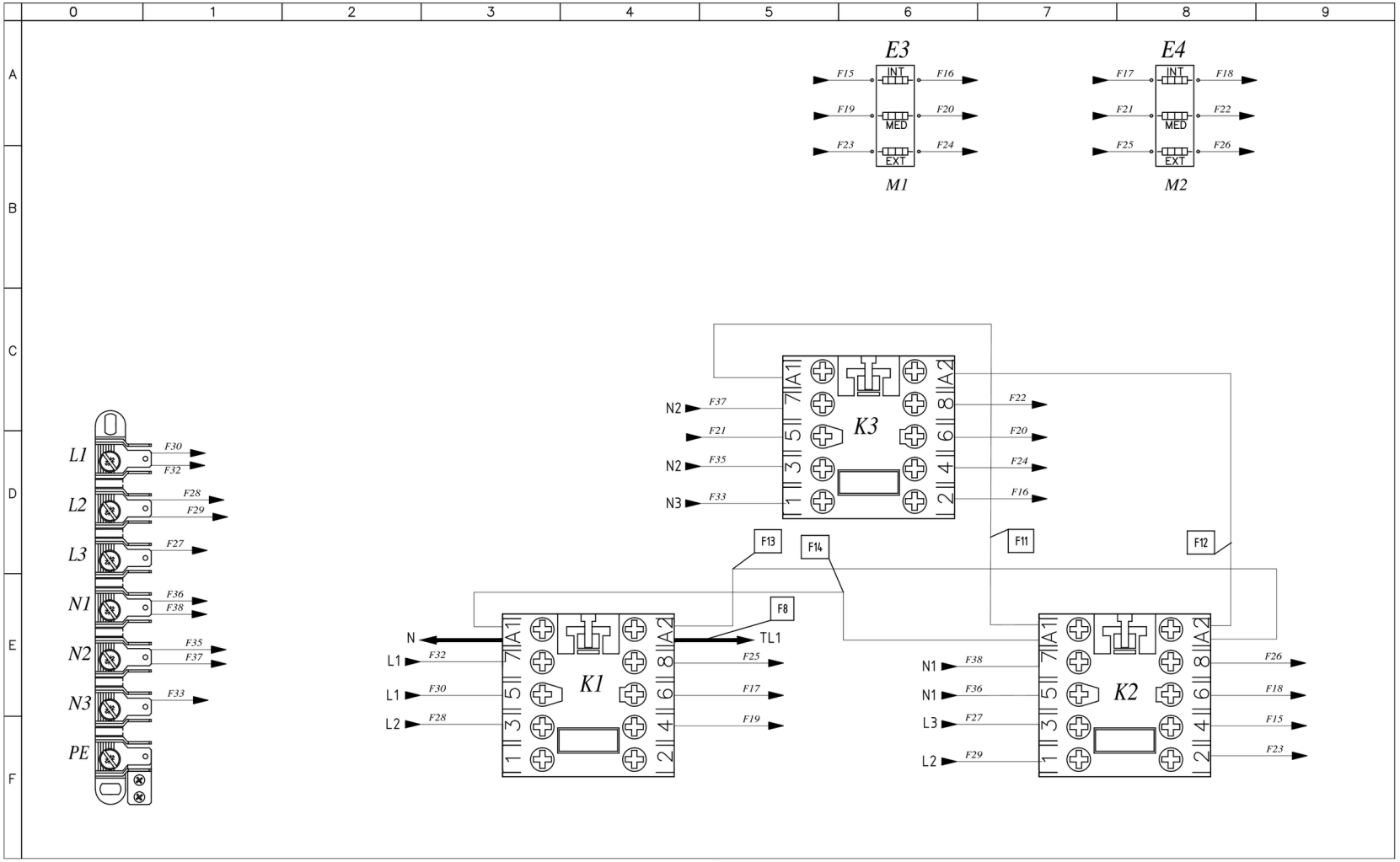

MOD:XEBC-04EU-E1R

Sigle	ITALIANO	ENGLISH	FRANCAIS	ESPA?OL	DEUTSCH
B1	SONDA AL CUORE	CORE PROBE	SONDE A COEUR	SONDA CORAZON	KERNTEMPERATURFUHLER
B2,B3	SONDA CAMERA	TEMPERATURE PROBE	SONDE DE CHAMBRE	SONDA CAMARA	GARRAUMTEMPERATURFUHLER
C1,C2	CONDENSATORE	MOTOR CAPACITOR	CONDENSATEUR	CONDENSADOR	KONDENSATOR
E1,E2	VENTOLA RAFFREDDAMENTO	COOLING FAN	TURBINE DE REFROIDISSEMENT	TURBINA DE REFRIGERACION	LUEFTER
E3,E4	ELEMENTO RISCALDANTE	HEATING ELEMENT	ELEMENT DE CHAUFFAGE	RESISTENCIA DE CALEFACCION	HEIZUNG
H1	LUCE CAMERA	OVEN LIGHT	ECLAIRAGE DE CHAMBRE	LUZ CAMARA	BELEUCHTUNG
K1,K2,K3	TELERUTTORE	CONTACTOR	TELERUPTEUR	TELERRUPTOR	RELAIS
M1,M2	MOTORE	MOTOR	MOTEUR	MOTOR	MOTOR
R1,R2,R3,R4	RESISTENZA DI MODULAZIONE VENTILATORE	MOTOR MODULATION RESISTANCE	RESISTANCE DE MODULATION VENTILATEUR	RESISTENCIA MODULACION VELOCIDAD	WIDERSTAND LOW FAN
S1	TERMOSTATO SICUREZZA	SAFETY THERMOSTAT	THERMOSTAT DE SECURITE	TERMOSTATO DE SEGURIDAD	SICHERHEITS THERMOSTAT
S2	MICRO INTERRUTTORE PORTA	DOOR MICROSWITCH	MICROINTERRUPTEUR DE PORTE	MICROINTERRUPTOR PUERTA	TURKONTAKTSCHALTER
SL1	SCHEDA POTENZA	POWER CARD	CARTE DE PUISSANCE	TARJETA POTENCIA	POWERPLATINE
SL2	SCHEDA 1/0 – USB	USB – 1/0 BOARD	USB – CARTE 1/0	USB – TARJETA 1/0	USB – 1/0 PLATINE
SL3	SCHEDA CONTROLLO	CONTROL BOARD	CARTE DE CONTROLE	TARJETA DE CONTROL	KONTROLL PLATINE
T1	TRASFORMATORE	TRANSFORMER	TRASFORMATEUR	TRANSFORMADOR	TRASFORMATORE
X1	MORSETTIERA	CONTACTOR	BORNIER	CONECTOR	KLEMMLEISTE
Y1	ELETTROVALVOLA ACQUA	WATER SOLENOID VALVE	ELECTROVANNE EAU	ELECTROVALVULA	ELEKTROVENTIL
Y2	DRY MAXY	DRY MAXY	DRY MAXY	DRY MAXY	DRY MAXY
Y3	POMPA	PUMP	POMPE	BOMBA	PUMPE
Y4	ELETTROVALVOLA ACQUA	WATER SOLENOID VALVE	ELECTROVANNE EAU	ELECTROVALVULA	ELEKTROVENTIL