MOD:XFT183

ENGLISH — TECHNICAL DATA

01	POWER	3,3 kW
03	FREQUENCY	50 / 60 Hz
04	POWER SUPPLY CABLE TYPE	H07RN-F
05	EXTERNAL Ø OF POWER SUPPLY CABLE	16 mm
06	VOLTAGE / POWER CABLE SECTION / CURRENT	220-240 V~1PH+N+PE 3G x 1,5 mm^2 I1=14 A - I2= - I3= - In=
10	WATER PRESSURE	150-600 kPa
11	MAX FOOD LOAD	15 kg
13	WATER MAX CONSUMPTION	3,8 l/h @ 200 kPa
02	NOMINAL HEAT INPUT	2,9 kW
18	CAVITY DIMENSIONS (W - D - H)	696x463x255 mm
20	DEGREE OF PROTECTION IP	X3

ITALIANO

01 POTENZA
03 FREQUENZA
04 TIPO DI CAVO ALIMENTAZIONE
05 Ø ESTERNO CAVO DI ALIMENTAZIONE
06 TENSIONE / SEZIONE CAVI ALIMENTAZIONE / CORRENTE
10 PRESSIONE ACQUA
11 CARICA MAX CIBO
13 CONSUMO MAX ACQUA
02 POTENZA TERMICA NOMINALE
18 DIMENSIONI CAMERA COTTURA (L - P - H)
20 GRADO PROTEZIONE IP

FRANCAIS

01 PUISSANCE ELECTRIQUE
03 FREQUENCE
04 TYPE DE CABLE D'ALIMENTATION
05 Ø EXTERNE DU CABLE D'ALIMENTATION
06 TENSION / SECTION CABLE D'ALIM.
10 PRESSION DE L'EAU
11 CHARGE MAXIMALE D'ALIMENT
13 CONSOMMATION MAX DE L'EAU
02 DEBIT THERMIQUE NOMINAL
18 DIMENSIONS CHAMBRE DE CUISSON (L - P - A)
20 INDICE DE PROTECTION IP

ESPAÑOL

01 POTENCIA
03 FRECUENCIA
04 TIPO DE CABLE DE ALIMENTACION
05 Ø CABLE EXTERNO DE ALIMENTACION
06 TENSION / SECCION CABLES DE ALIMENTACION
10 PRESION AGUA
11 CARGA MAX. DE ALIMENTOS
13 CONSUMO MAX DE AGUA
02 POTENCIA TERMICA NOMINAL
18 DIMENSIONES CÁMARA DE COCCIÓN (A - A - P)
20 GRADO DE PROTECCION IP

DEUTSCH

01 ELEKTRISCHE LEISTUNG
03 FREQUENZ
04 ZULEITUNGSKABELTYP
05 AUSSENDURCHMESSER DES VERSORGUNGSKABELS
06 KABELQUERSCHNITT UND VERSORGUNGSSPANNUNG
10 WASSERDRUCK
11 MAX. SPEISENFASSUNGSVERMOGEN
13 MAXIMUM WASSERVERBRAUCH
02 NOMINALE WARMELEISTUNG
18 GRÖBE DES KOCHKAMMERS (B - T - H)
20 SCHTZART IP

MOD:XFT183

ENGLISH - DRAWINGS	
2	TERMINAL BOARD POWER SUPPLY
3	UNIPOTENTIAL TERMINAL
6	TECHNICAL DATA PLATE
7	SAFETY THERMOSTAT
8	3/4" THREAD WATER INLET
12	HOT FUMES EXHAUST CHIMNEY
27	COOLING AIR OUTLET

ITALIANO - DISEGNI	
2	MORSETTIERA ALIMENTAZIONE
3	MORSETTO EQUIPOTENZIALE
6	TARGHETTA DATI TECNICI
7	TERMOSTATO DI SICUREZZA
8	INGRESSO ACQUA 3/4"
12	USCITA FUMI CALDI
27	USCITA ARIA DI RAFFREDDAMENTO

FRANCAIS - ENCOMBREMEN	
2	BOITE A BORNES D'ALIMENTATION
3	SUPPORT BORNE EQUIPOTENTIELLE
6	PLAQUETTE SEGNALETIQUE
7	THERMOSTAT DE SÉCURITÉ
8	ARRIVE' D'EAU FIELT 3/4"
12	SORTIE DES FUMEES CHAUDES
27	SORTIE D'EAU DE REFROIDISSEMENT

ESPAÑOL - DISEÑOS	
2	CAJA DE CONEXION
3	SEDE BORNE EQUIPOTENCIAL
6	TARJETA DE CARACTERISTICAS TECNICAS
7	TERMOSTATO DE SEGURIDAD
8	ENTRADA DE AGUA 3/4"
12	SALIDA HUMOS CALIENTES
27	SALIDA DEL AIRE DE ENFRIAMIENTO

DEUTSCH - ZEICHNUNGEN	
2	ZULEITUNGSKLEMMLEISTE
3	GLEICHPOTENTIELLE KLAMMER
6	TYPENSCHILD
7	SICHERHEITSTHERMOSTAT
8	WASSEREINZUG 3/4" GEWINDE
12	ABZUGSHAUBE
27	KÜHLLUFTAUSTRITT

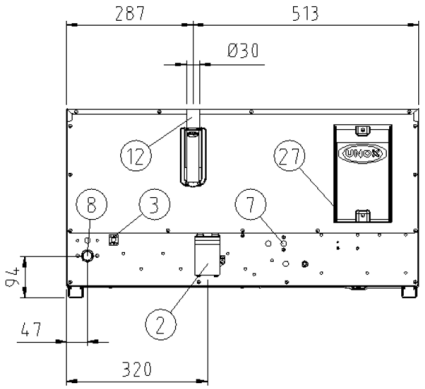

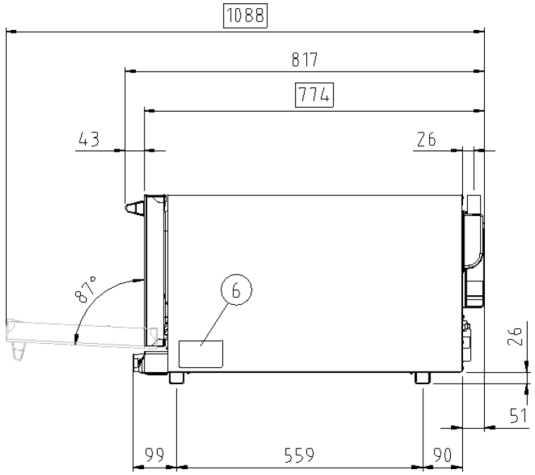

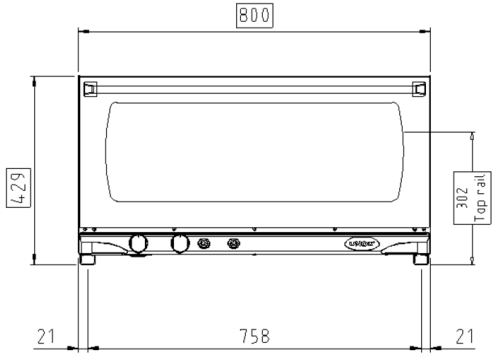

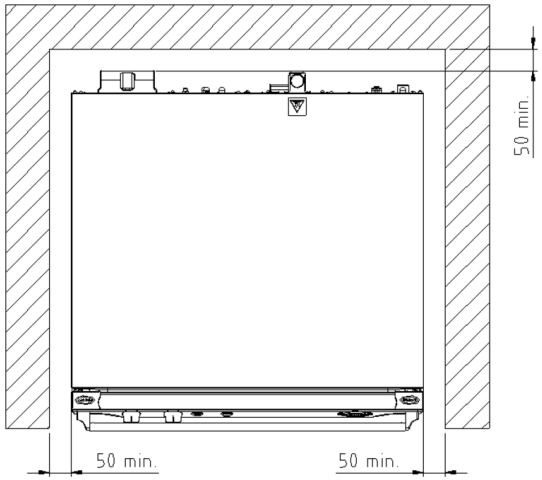

MOD:XFT183

ENGLISH	WIRING DIAGRAMS
µP	DOOR MICROSWITCH
BZ	BUZZER
C	ELECTRIC CONDENSER
E	WATER SOLENOID VALVE
H	OVEN LIGHT
IM	REVERSING GEAR
K	CONTACTOR
M	MOTOR
PR	REFIT PUSH BUTTON
TE	THERMOSTAT
TM	TIMER
TS	SAFETY THERMOSTAT

ITALIANO	SCHEMI ELETTRICI
µP	MICRO INTERRUTTORE PORTA
BZ	BUZZER
C	CONDENSATORE
E	ELETTROVALVOLA ACQUA
H	LUCE FORNO
IM	INVERTITORE DI MARCIA
K	TELERUTTORE
M	MOTORE
PR	PULSANTE RIARMO
TE	TERMOSTATO LAVORO
TM	TIMER
TS	TERMOSTATO SICUREZZA

FRANCAIS	SCHEMAS ELECTRIQ
µP	MICRO INTERRUPTEUR DE PORTE
BZ	TIMBRE ELECTRONICO
C	CONDENSATEUR
E	ELECTROVANNE
H	LAMPE DU FOUR
IM	INVERSEUR DE MARCHE
K	TELERUPTEUR
M	MOTEURS DES TURBINES
PR	BOUTON POUSSOIR DU REMISE EN MARCHE
TE	THERMOSTAT DE TRAVAIL
TM	MINUTEUR
TS	THERMOSTAT DE SECURITE'

ESPAÑOL	ESQUEMAS ELECTRI
µP	MICRO INTERRUPTOR PUERTA
BZ	TEMPORIZADOR
C	CONDENSADOR
E	ELECTROVALVULA
H	LUZ HORNO
IM	INVERSOR DE MARCHA
K	TELERRUPTOR
M	MOTOR
PR	PULSADOR DE RE-ACTIVACION
TE	TERMOSTATO DE TRABAJO
TM	TEMPORIZADOR
TS	TERMOSTATO DE SEGURIDAD

DEUTSCH	SCHALTPLAN
µP	TÜRKONTAKTSCHALTER
BZ	SUMMER
C	KONDENSATOR
E	ELEKTROVENTIL
H	BELEUCHTUNG
IM	REVERSIERUNGSSCHALTER
K	RELAIS
M	MOTOR
PR	WIEDERHERSTELLUNGSTASTE
TE	THERMOSTAT
TM	ZEITSCHALTUHR
TS	SICHERHEITS THERMOSTAT

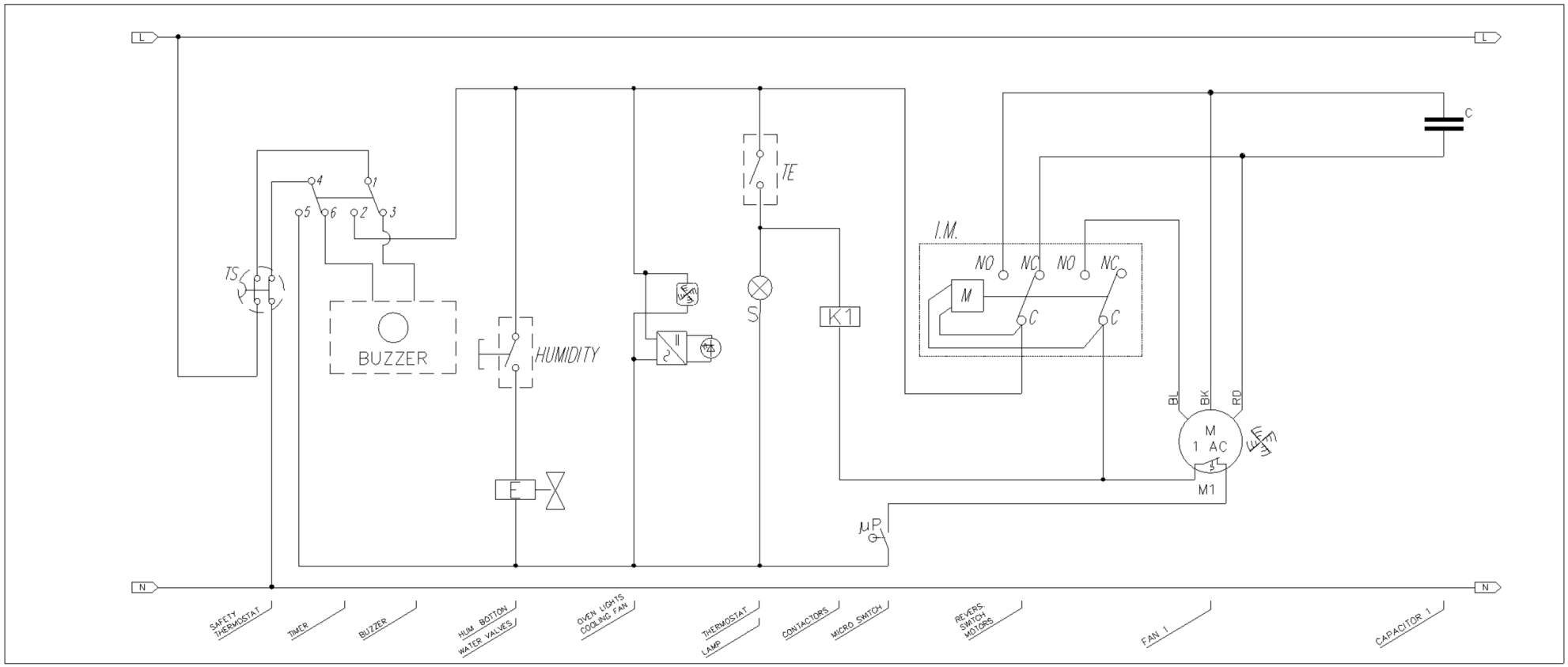

MOD:XFT183

ENGLISH	WIRING DIAGRAMS
K	CONTACTOR
MO	TERMINAL BOARD
R	HEATING ELEMENT
S	PILOT LIGHT

ITALIANO	SCHEMI ELETTRICI
K	TELERUTTORE
MO	MORSETTIERA
R	RESISTENZA
S	LUCE SPIA

FRANCAIS	SCHEMAS ELECTRIQ
K	TELERUPTEUR
MO	BOITE A BORNES
R	RESISTANCE
S	LAMPE TEMOIN

ESPAÑOL	ESQUEMAS ELECTRI
K	TELERRUPTOR
MO	CAJA CONEXIONES-REGLETA
R	RESISTENCIA
S	LUZ PILOTO
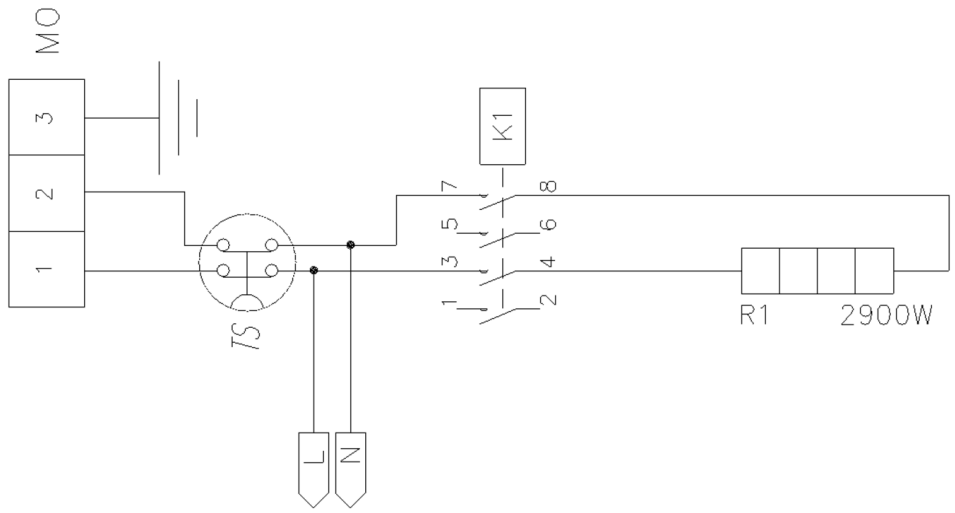
DEUTSCH	SCHALTPLAN
K	RELAIS
MO	KLEMMLEISTE
R	HEIZELEMENT
S	KONTROLLICHT